

# TIPPING BOX KM



## Application:

Hauer tipping boxes are designed for the safe transport of high payloads and the loading and transporting of different piece and bulk materials. Offering a wide variety of options, the tipping box can be easily and quickly adapted to individual needs on the farm, in forestry and also in communal operations.

## Operating Principle:

The robust box can be tilted up to 92° up to a full payload using the tipping frame and the two side-mounted high-tip cylinders.

Therewith bulk materials can be completely emptied.

The cylinders are protected and placed outside the box.

The flat ground of the box can be easily accessed with pallet trucks or other devices. The box with 3-point attachment can be used in the rear or at the front.

## Advantages:

- Robust design
- High load capacity
- Very efficient dumping of bulk materials due to flat inside walls and a large tilting angle
- Easily accessible flat ground
- StVO-compliant maximum external width and depth
- Depth of the box adapted to euro pallet size



INNOVATION WITH TRADITION FOR LIFE.

## Standard specification:

- 3-point attachment Cat. 2
- Pendulum back wall
- Four anchor points for tie-down straps in the tipping box
- Reflector strips
- Tipping box graphite grey RAL 7024 and back wall Hauer orange


## Options:

- Attachment walls 420 mm high in graphite grey RAL 7024, attached by using quick release clamps
- Stanchions to transport logs safely, attached by using quick release clamps
- Tool holder for long-handled tools
- Toolbox to conveniently and safely store small parts
- Swivel parts to move the rear flap
- Detachable LED rear lights
- Combined 3-point / Euro attachment
- Multiple mount options
- Paint finish available in all RAL colours





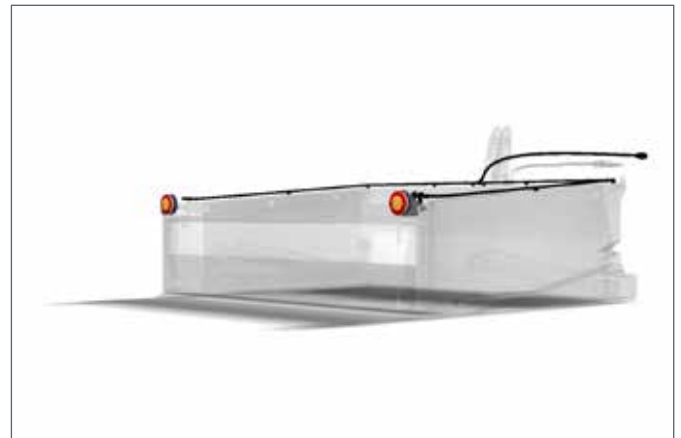
Stanchions



Tool holder and toolbox




Attachment walls



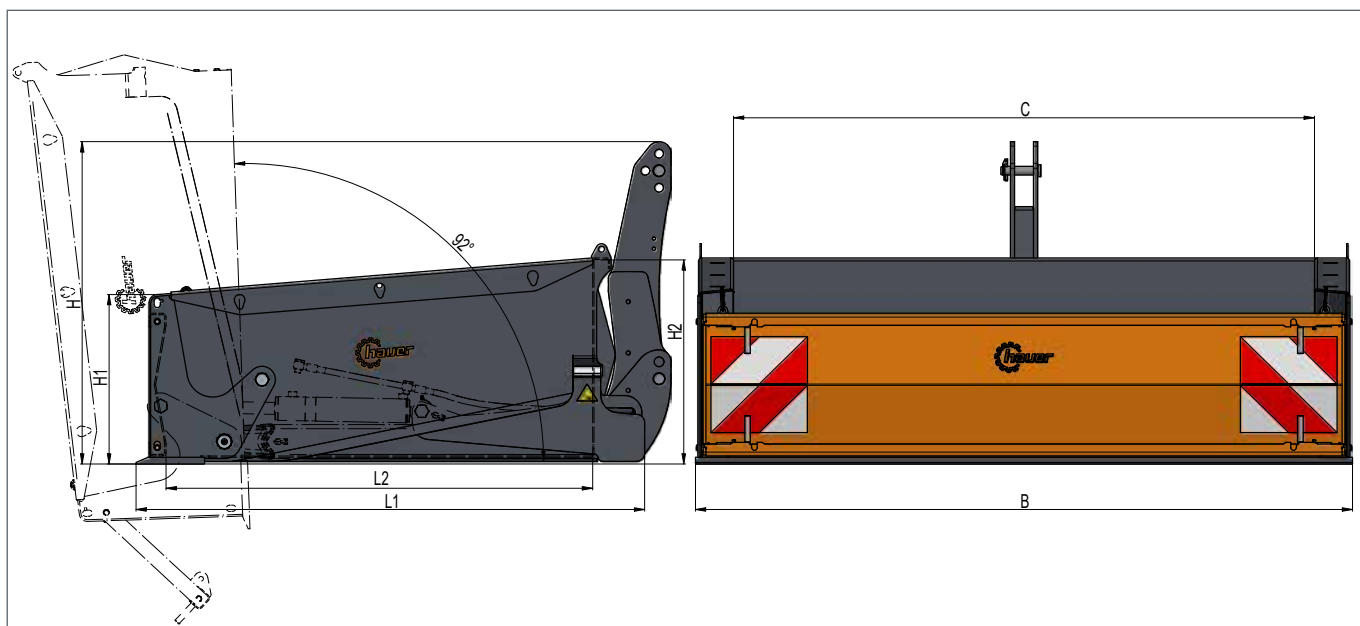
LED rear lights



Swivel parts to move the rear flap



Swivel parts to move the rear flap



Outside width mm (B)	Inside width mm (C)	Height mm (H)	Front height mm (H1)	Rear height mm (H2)	Depth mm (L1)	Inside depth mm (L2)
1900	1680	945	500	600	1485	1250
2200	1980					
2550	2330					

Outside depth mm (B)	Volume m <sup>3</sup>	Volume with attachment walls m <sup>3</sup>	Payload / tipping load kg	Weight kg
1900	1,16	2,10	4500	523
2200	1,34	2,44		573
2550	1,54	2,82		628

© Hauer 02/2024. The illustrated products may differ from standard specification products. Subject to errors and changes.



Franz Hauer GmbH & CoKG, A-3125 Statzendorf, Werksstraße 6,

Tel.: +43 / (0)2786 / 7104-0 | info@hfl.co.at | www.hfl.co.at